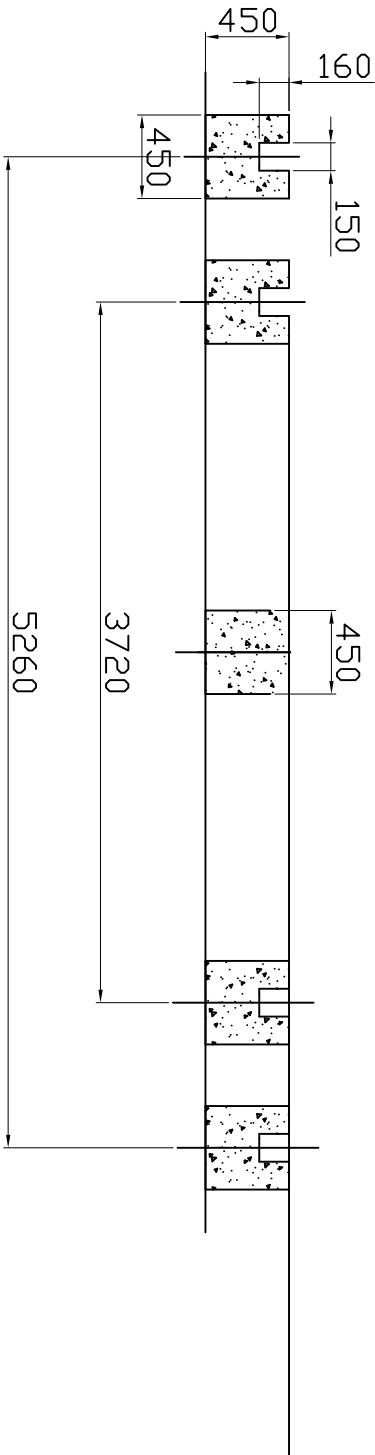
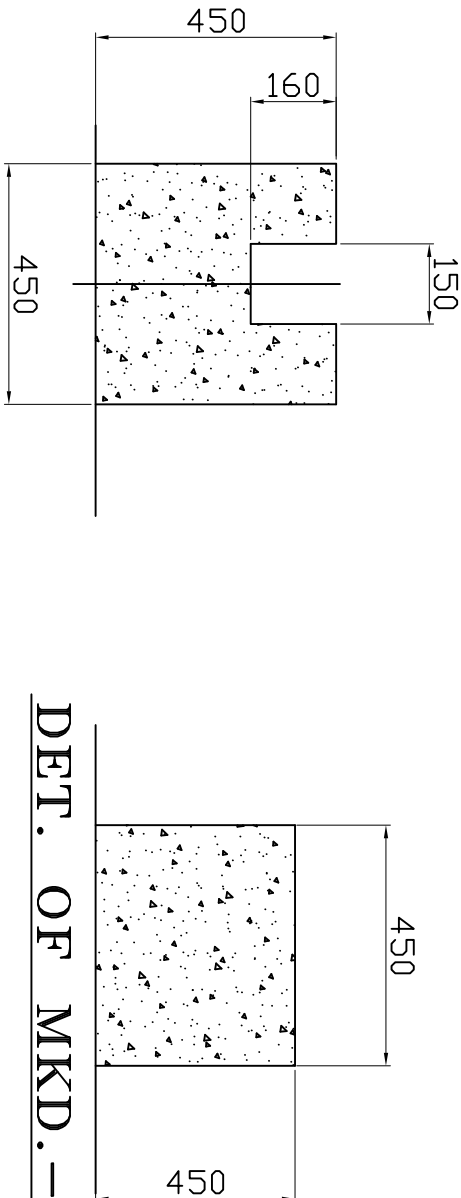



FOUNDATION PLAN



ELEVATION



DET. OF MKD. - "X"

DET. OF MKD. - "Y"

NOTES:-

1. ALL DIMENSIONS ARE IN MM.
2. 8 BLOCK WILL BE MADE OF DIMENSION 450 X 450 X 450 HT. CENTRE BLOCK ALSO MADE OF DIMENSION 450 X450 X 450HT.
3. FOUNDATION BOLTS SHALL BE PROVIDED BY PURCHASER. FDN BOLT SIZE 1/2"Ø X 6" LONG. FOUNDATION PILLARS SHALL BE OF RCC/PCC/BRICK.
4. IN CASE OF MULTIPLE TOWERS, PLEASE MAINTAIN THE DISTANCE OF HALF OF THE COOLING TOWER DIAMETER. THE TOP LEVEL OF EACH SET OF FOUNDATION SHOULD BE ALIGNED AND MATCHED EVENLY.
5. TOP LEVEL OF ALL THE SIDE COLUMNS SHOULD BE MATCHED EQUALLY.
6. IN CASE OF MULTIPLE TOWERS, PLEASE MAINTAIN THE DISTANCE OF HALF OF THE COOLING TOWER DIAMETER. THE TOP LEVEL OF EACH SET OF FOUNDATION SHOULD BE ALIGNED AND MATCHED EVENLY.

SITE:-			DELTA COOLING TOWERS P. LTD.		
DES.			TITLE		
DRN.	25-6-15		FOUNDATION DRG. OF COOLING		
CHKD.			TOWER MODEL NO.5098		
APPD.			SERIES- DFC 50		
SCALE NOT TO SCALE					
JOB NO.			REV-0		