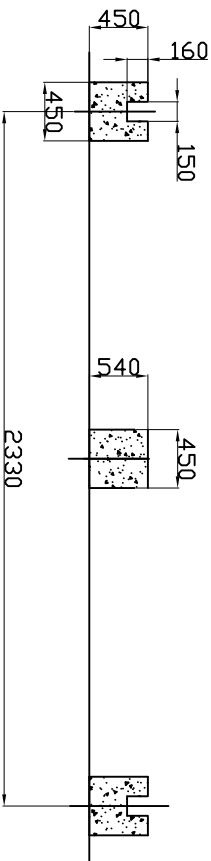
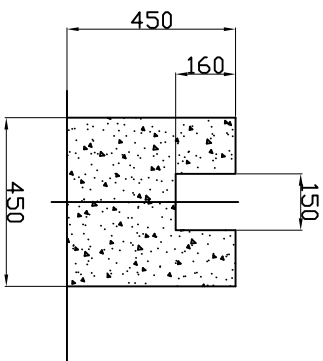
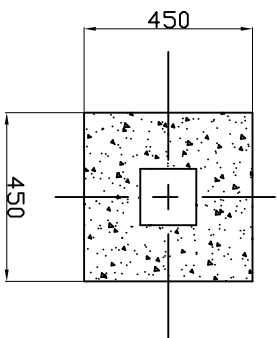


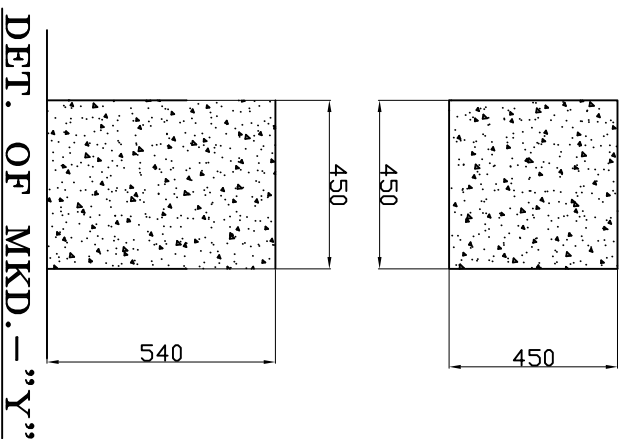
FOUNDATION PLAN



ELEVATION



DET. OF MKD.-"X"



DET. OF MKD.-"Y"

NOTES:-

1. ALL DIMENSIONS ARE IN MM.
2. 4 BLOCK WILL BE MADE OF DIMENSION 450 X 450 X 450 HT. CENTRE BLOCK ALSO MADE OF DIMENSION 450 X 450 X 540 HT.
3. FOUNDATION BOLTS SHALL BE PROVIDED BY PURCHASER. FDN BOLT SIZE 1/2"Ø X 6" LONG. FOUNDATION PILLARS SHALL BE OF RCC/PCC/BRICK.
4. IN CASE OF MULTIPLE TOWERS, PLEASE MAINTAIN THE DISTANCE OF HALF OF THE COOLING TOWER DIAMETER. THE TOP LEVEL OF EACH SET OF FOUNDATION SHOULD BE ALIGNED AND MATCHED EVENLY.
5. TOP LEVEL OF ALL THE SIDE COLUMNS SHOULD BE MATCHED EQUALLY.
6. IN CASE OF MULTIPLE TOWERS, PLEASE MAINTAIN THE DISTANCE OF HALF OF THE COOLING TOWER DIAMETER. THE TOP LEVEL OF EACH SET OF FOUNDATION SHOULD BE ALIGNED AND MATCHED EVENLY.

SITE:- **DELTA COOLING TOWERS P. LTD.**

DES. **DRN. 25-6-15** TITLE **FOUNDATION DRG. OF COOLING**

CHKD. **APPD. 25-6-15** **FOUNDATION DRG. OF COOLING**

APPD. **FOUNDATION DRG. OF COOLING**

SCALE NOT TO SCALE **FOUNDATION DRG. OF COOLING**

JOB NO. **FOUNDATION DRG. OF COOLING**

L M N REV-0